

Our Lady of the Visitation Catholic Primary School (URN: 101920)

Key stage 2

This is provisional data for 2018/19. CLA data is not currently available, so we are not publishing breakdowns of data such as disadvantaged which appeared previously. This information will be included in the revised release.

Also, any amendments made to this school's data will be reflected when we re-publish the data in a few months. National and local authority benchmarks may also change. Until these changes take effect, you may see differences between data on ASP and Compare school and college performance.

Progress in reading, writing and maths

Reading

Number of pupils = 57

Pupils with adjusted scores = 1

Average 1.32

Confidence interval
-0.3 to 2.9

Writing

Number of pupils = 58

Pupils with adjusted scores = 0

Average 0.93

Confidence interval
-0.5 to 2.4

Maths

Number of pupils = 57

Pupils with adjusted scores = 0

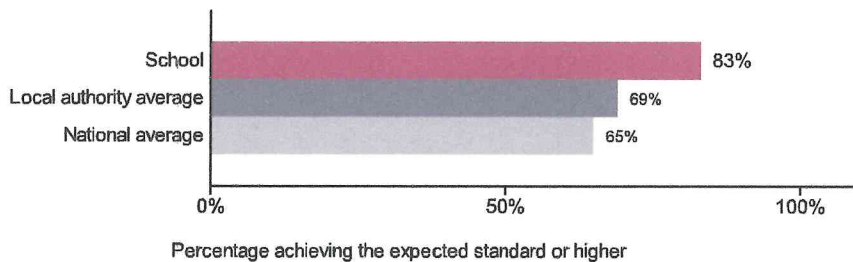
Above average 2.28

Confidence interval
0.9 to 3.7

Reading, writing and maths combined

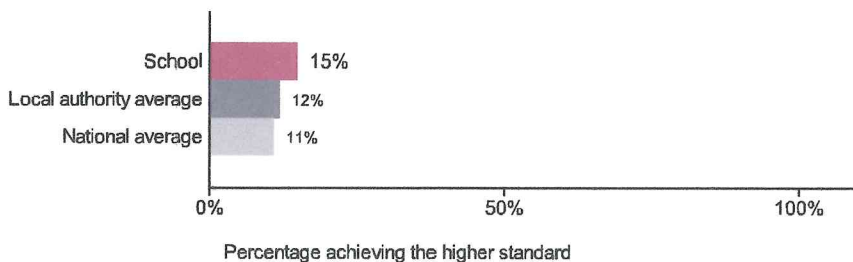
Percentage of pupils achieving the expected standard or higher

Number of pupils = 60



Percentage of pupils achieving the higher standard

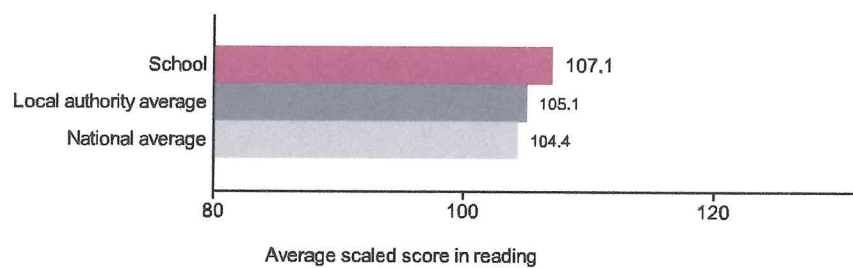
Number of pupils = 60



Average scaled score in:

Reading

Number of pupils = 60



Maths

Number of pupils = 60

