





Home Learning Year 1 Week: 6 13<sup>th</sup> July

Monday	Tuesday	Wednesday	Thursday	Friday
<p><b>PE with Joe Wicks</b> 9am - 9.30am</p>	<p><b>PE Challenge</b> <b>Jumping Jacks song.</b> <a href="https://www.youtube.com/watch?v=7WAHCSg4iJw">https://www.youtube.com/watch?v=7WAHCSg4iJw</a></p>	<p><b>PE with Joe Wicks</b> 9am - 9.30am</p>	<p><b>PE Challenge</b> <b>Move and freeze song.</b> <a href="https://www.youtube.com/watch?v=388Q44ReOWE">https://www.youtube.com/watch?v=388Q44ReOWE</a></p>	<p><b>PE Challenge</b> <b>Dance action songs.</b> <a href="https://www.youtube.com/watch?v=29TR33moqUA">https://www.youtube.com/watch?v=29TR33moqUA</a></p>
<p><b>Mathematics</b> Revise 1 more and 1 less</p> <p>Oak National Academy platform. This consists of online lessons with a virtual teacher to support.</p> <p><u>Lesson 1 - To identify the physical properties of coins</u></p> <p><a href="https://classroom.thenationalacademy/lessons/to-identify-the-physical-properties-of-coins">https://classroom.thenationalacademy/lessons/to-identify-the-physical-properties-of-coins</a></p> <p>Use coins to help you complete task.</p>	<p><b>Mathematics</b> Revise 2 more and 2 less</p> <p><u>Lesson 2- To recognise the value of different coins</u></p> <p><a href="https://classroom.thenationalacademy/lessons/to-recognise-the-value-of-different-coins">https://classroom.thenationalacademy/lessons/to-recognise-the-value-of-different-coins</a></p> <p>Use coins to help you complete task.</p>	<p><b>Mathematics</b> Revise 5 more and 5 less</p> <p><u>Lesson 3 - To recognise the value of different coins</u></p> <p><a href="https://classroom.thenationalacademy/lessons/to-recognise-the-value-of-different-coins-b1b5b6">https://classroom.thenationalacademy/lessons/to-recognise-the-value-of-different-coins-b1b5b6</a></p> <p>Use coins to help you complete task.</p>	<p><b>Mathematics</b> Revise 10 more and 10 less</p> <p><u>Lesson 4 - To recognise the value of different coins and notes.</u></p> <p><a href="https://classroom.thenationalacademy/lessons/to-recognise-the-value-of-different-coins-and-notes">https://classroom.thenationalacademy/lessons/to-recognise-the-value-of-different-coins-and-notes</a></p> <p>Use coins and notes to help you complete task.</p>	<p><b>Mathematics</b> Revise days of the week</p> <p><u>Lesson 5 - To compare different amounts of money.</u></p> <p><a href="https://classroom.thenationalacademy/lessons/to-compare-different-amounts-of-money">https://classroom.thenationalacademy/lessons/to-compare-different-amounts-of-money</a></p> <p>Use coins and notes to help you complete task.</p>
<p><b>Phonics</b> <b>We are going to continue revising and re-capping the sounds we have covered over the last 8 weeks.</b></p> <p>Revise silent g - <b>gnome</b>- Mr Thorne <a href="https://www.youtube.com/watch?v=e3PY4n500jA&amp;list=PLEE9B951B088E32E6&amp;index=10&amp;t=0s">https://www.youtube.com/watch?v=e3PY4n500jA&amp;list=PLEE9B951B088E32E6&amp;index=10&amp;t=0s</a></p>	<p><b>Phonics</b> Revise silent k - know - Mr Thorne <a href="https://www.youtube.com/watch?v=TXjiuS-VARE">https://www.youtube.com/watch?v=TXjiuS-VARE</a></p> <p>Discuss each word putting it into the context of a sentence, then play quick write with each word 1 at a time (15seconds each).</p>	<p><b>Phonics</b> Revise all the long vowel sounds- ai, ay Mr Thorne</p> <p>Ask children if they can think of any words. Write them down then watch the clip and add any extra words. Can you draw a picture for any of these words?</p>	<p><b>Phonics</b> Play eye spy using all the sounds from the week.</p> <p>Silent g and k, ai and ay</p>	<p><b>English</b> Children to share their stories to a family member/ to the class.</p> <p>Discuss what you liked about the story.</p>

<p align="center"><b><u>English</u></b></p> <p>Reread 'Katie in London'. Ask the children where Katie went.</p> <p><a href="https://www.youtube.com/watch?v=lmrNxvC9bb4">https://www.youtube.com/watch?v=lmrNxvC9bb4</a></p> <p>Ask the children to look at their story map and look at the 4 places that they chose to travel to with the Lion.</p> <p>Explain to the children that they are going to draft the middle of the story. This is where they write about all the places they visited.</p> <p align="center"><u>Letterjoin</u> <a href="https://www.letterjoin.co.uk/log-in.html">https://www.letterjoin.co.uk/log-in.html</a></p>	<p align="center"><b><u>English</u></b></p> <p>Reread 'Katie in London'. Ask the children where Katie went.</p> <p><a href="https://www.youtube.com/watch?v=lmrNxvC9bb4">https://www.youtube.com/watch?v=lmrNxvC9bb4</a></p> <p>Write up your draft recount of the middle of the story and draw a picture underneath linked to the middle.</p>	<p align="center"><b><u>English</u></b></p> <p>Reread 'Katie in London'. Ask the children where Katie went.</p> <p><a href="https://www.youtube.com/watch?v=lmrNxvC9bb4">https://www.youtube.com/watch?v=lmrNxvC9bb4</a></p> <p>Recount the beginning and middle of 'Katie in London'. Ask the children to share their stories so far.</p> <p>Draft the end of the story.</p> <p align="center"><u>Letterjoin</u> <a href="https://www.letterjoin.co.uk/log-in.html">https://www.letterjoin.co.uk/log-in.html</a></p>	<p align="center"><b><u>English</u></b></p> <p>Reread 'Katie in London'. Ask the children where Katie went.</p> <p><a href="https://www.youtube.com/watch?v=lmrNxvC9bb4">https://www.youtube.com/watch?v=lmrNxvC9bb4</a></p> <p>Re read through their drafts checking for any errors. Then write up your ending in your books and draw a picture at the bottom.</p>	<p align="center"><b><u>School finished</u></b></p> <p align="center"><b>Have a great Summer!!!!</b></p>
<p><b><u>Art</u></b></p> <p><b><u>Make toy story characters.</u></b> 1-Mr Potato Head Cutting and sticking activity.</p>  <p>2- Forky <a href="https://www.youtube.com/watch?v=zCp8vgdhDUU">https://www.youtube.com/watch?v=zCp8vgdhDUU</a></p>	<p align="center"><b><u>Art</u></b></p> <p>Make flags for the Queen's tea party. Use template of union jack flag to colour or decorate and a straw to attach your flag.</p>	<p align="center"><b><u>Art-</u></b></p> <p><b>Make a party hat/crown.</b> <b>Colour in bunting template.</b></p>  	<p align="center"><b><u>Art</u></b></p> <p align="center"><b><u>Queens Tea Party</u></b> Celebrate the end of our learning about the Queen by having a tea party. Make a sandwich, eat a scone, wear your party hat, hang up bunting. At home you can invite toys to join you.</p> <p>Play 'The Queen Says' (like Simon says) Sing the music man song <a href="https://www.youtube.com/watch?v=22kqia2ibVU">https://www.youtube.com/watch?v=22kqia2ibVU</a></p>	

				
<p><b>Reading</b> Read for 10mins. <a href="https://www.oxfordowl.co.uk/">https://www.oxfordowl.co.uk/</a></p>	<p><b>Reading</b> Read for 10mins.</p>	<p><b>Reading</b> Read for 10mins. <a href="https://www.oxfordowl.co.uk/">https://www.oxfordowl.co.uk/</a></p>	<p><b>Reading</b> Read for 10mins.</p>	