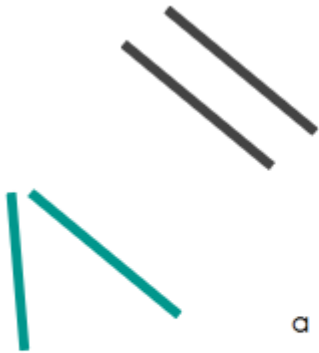
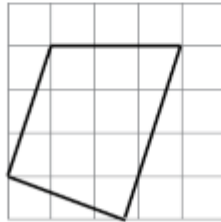


Part A 1. which of these lines are parallel?

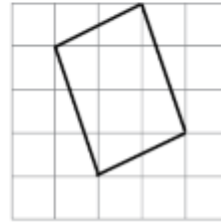


2. Spot the parallel lines in these shapes

a



b




2

i

Part B

1. Spot the parallel lines in these shapes


1



2



3



4



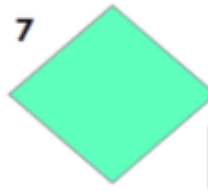
5



6



7



8



2 True or false?

Any pair of straight lines is called parallel



Part C

Challenge -

1. Can you spot all of the parallel lines in this picture?

